

Technical data

Taurox®

Type of machine	Tauro® 8
Thread capacity (Thread cutting - blind hole 2,0 x D in aluminum)	M0,5 – M4
Thread capacity (Thread cutting - blind hole 1,5 x D in stainless steel)	M0,5 – M3
Torque range (continuously adjustable)	0,030 – 0,800Nm
RPM range (continuously adjustable)	50 – 3000RPM
Spindle / tool holder	collet holder ER11
Throat	165mm
Travel height adjustment	0 – 330mm with hand crank
Column Ø / length / swivel range	50mm / 650mm / 60°
Machine pedestal (WxDxH) 2 x T-slots	260 x 400 x 45mm T-slots DIN 650-10
Dimensions machine (WxDxH)	382 / 450 / 865mm
Dimensions control unit (WxDxH)	400 / 300 / 120mm
Electric supply / Power input	230 V +/-10%, 615W, 1 phase, 48-62 Hz
Cable length between the modules	2m
Spindle travel / thread depth	65 / 55mm
Modular construction (3-parts)	– spindle unit – operator and display unit – control unit
Entrance protection class	IP54
Engineer standard	Conforms to CE / EMV
LCD Display	4.3" TFT–display, 65536 colors
Operation	Menu driven
Digital inputs / outputs (24V DC / 3.6W) (PLC capable for automation & valves)	3 inputs* 10 outputs*
Depth accuracy	0,1mm
Finish	RAL 7035 / light grey
RAL / color name	RAL 5005 / signal blue
Quality evaluations / Error messages	Display with error message Evaluation and audible signal

Software:

- Languages: German / English / Spanish (more on request)
- Depth unit: mm / (inch on request)
- Process programs: thread cutting, rethreading, thread forming, thread inserts, screw-setting, thread plug gauge*
- Grade of quality: blowhole, array of torque, tolerance of depth, tool wear
- Control torque with indicator
- Independent of thread type and pitch
- Rotation: right-hand or left-hand switchable
- Reversal program: variable speed
- Different start menus, such as, manual button, automatic zero-point identification with rotating spindle
- Chip clearance programs
- Parameter data storage
- Part counter
- Lubricant: cooling, and blow off control*
- Switching function for power outputs* for valves such as pneumatic part holder

Accessories*

Subject to change without notice



Technical data

TauroX[®]

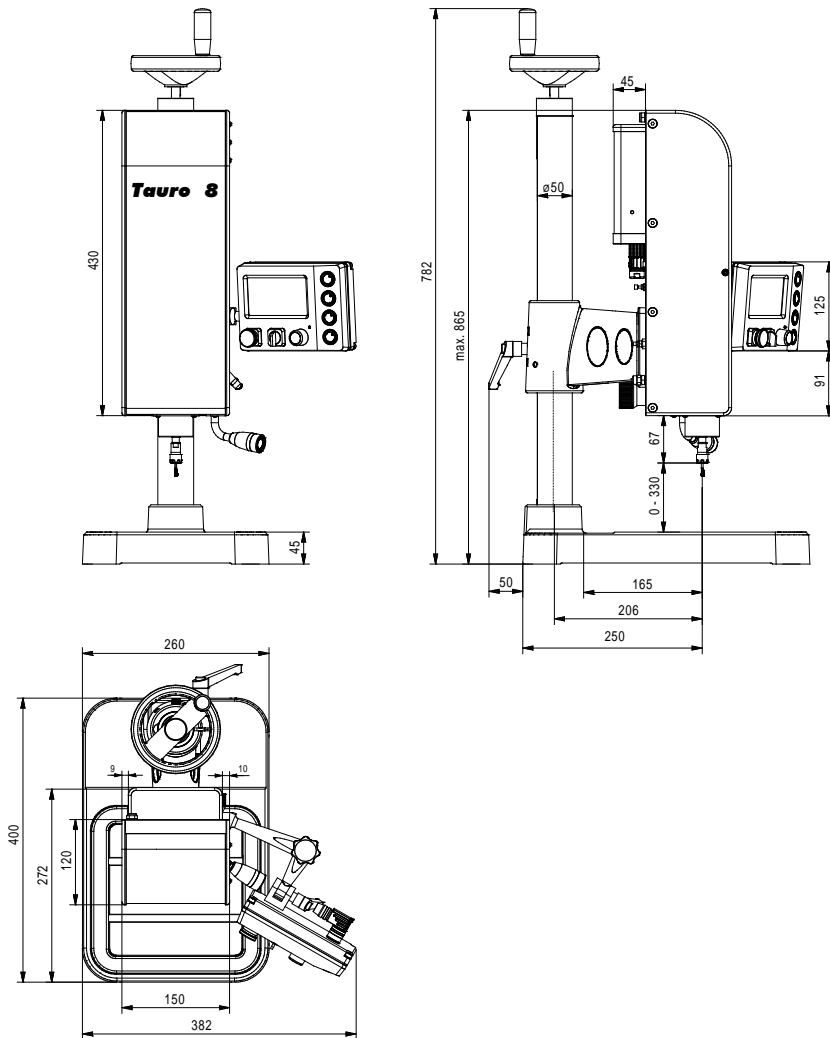


Fig.: View of the thread tapping machine **Tauro[®] 8**

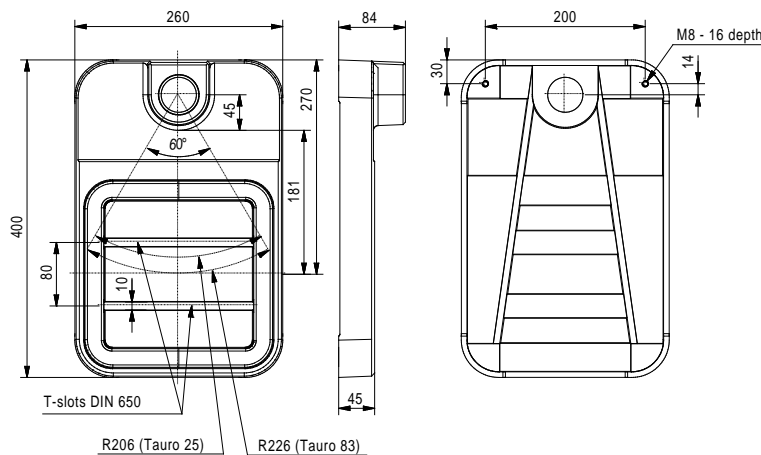


Fig.: View of the machine pedestal **Tauro[®] 8**

Data sheet Tauro 8 US 16_06J.docx



MICROTAP USA
THREAD TAPPING TECHNOLOGY

1854 Star Batt Drive • Rochester Hills, MI 48309 • threadtapping.com
O: +1.248.852.8277 • F: +1.248.852.5298 • sales@threadtapping.com

Technical data

TauroX[®]

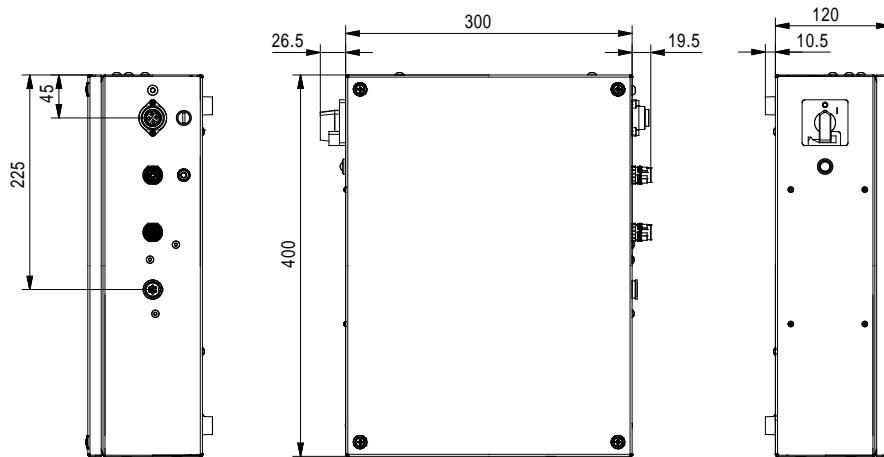


Fig.: View of the control unit **Tauro[®] 8**

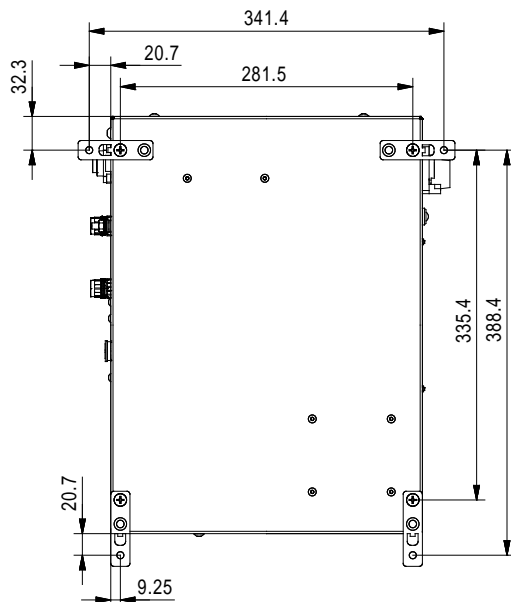


Fig.: View of the control unit **Tauro[®] 8** with wall mounting kit

Accessories:

- Quick change inserts
- Spindle feed system
- Minimum lubricant unit with lubricant pulse, air pulse
- Signal column red, orange, green and horn
- Key switch with lock-out
- Additional push selection for parameter data base
- Assembly kit for mounting control unit to the wall
- Automation connection

Data sheet Tauro 8 US 16_06J.docx



MICROTAP USA
THREAD TAPPING TECHNOLOGY

1854 Star Batt Drive • Rochester Hills, MI 48309 • threadtapping.com
O: +1.248.852.8277 • F: +1.248.852.5298 • sales@threadtapping.com