

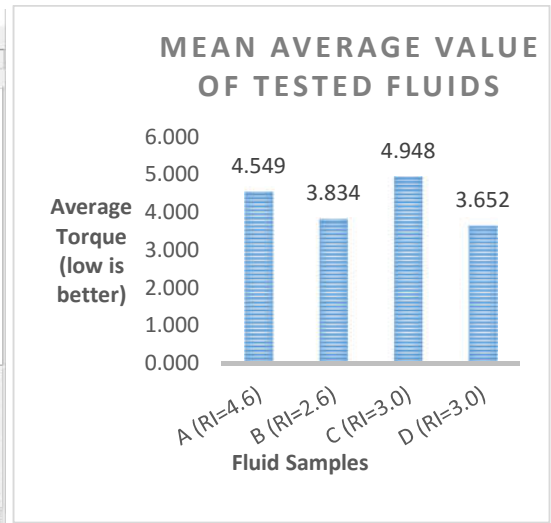
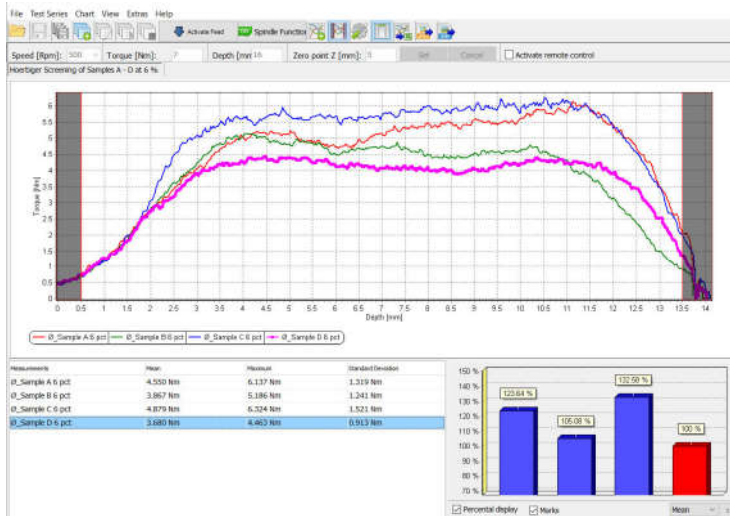
Tapping Torque Testing Services

Evaluation of Metalworking Fluids and Cutting Tool Geometry

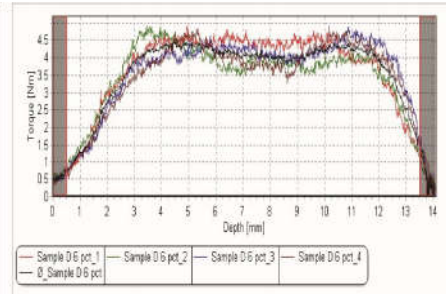
NEED TEST ANALYSIS IN THE REAL WORLD? WE CAN PUT OUR EQUIPMENT TO WORK FOR YOU.

Let Microtap USA put you ahead of the competition.

Send us your metalworking fluids or taps for comparative testing. Choose from our standard metal Test Bars in aluminum and steel or your special metal requirements for cut or form tapping. You receive comprehensive results in summary form for presentation along with detailed spreadsheets and graphs to analyze fluid formulations or tap geometries.



Fluid Comparison at Plateau 0.5 to 13.5mm of 15mm depth of cut						
Comment	Fluid	Fluid Results in N-M		Calculated Efficiency vs.		
		Mean Average	SD of Mean	Reference Fluid	Best Fluid	All Fluids
Third	A RI=4.6	4.549	0.127	109%	80%	93%
Second	B RI=2.6	3.834	0.025	129%	95%	111%
WORST	C RI=3.0	4.948	0.105	100%	74%	86%
BEST	D RI=3.0	3.652	0.075	135%	100%	116%



Discover your
EFFICIENCY OF MIXTURE
EFFECTIVENESS OF ADDITIVES OR
EVALUATE THE COMPETITION

Our laboratory will compare two or more fluids samples at \$150.00 each.
50 ml of solution or 10 ml concentrate is necessary for MWF test analysis.

CONFIDENTIAL AND SECURE

Testing at Microtap USA provides researchers with real world economical procedures that are rapid to perform and easy to analyze. The net result is that product modifications, manufacturing quality, and competitive products are quickly measured.